



About the BLV

The BLV is a LED linear vapour proof fixture designed for surface and suspended mounting. It is well suited for indoor or outdoor use where there is a high probability of moisture and exposure to dust. Its unique, IP67 certified body makes it ideal in environments where vapour proof efficiency and performance are a factor. The fixture is rated for standard operation at temperatures as low as -30°C. For environments requiring even more extreme conditions, an optional upgrade rated for -40°C is available.

Specifications

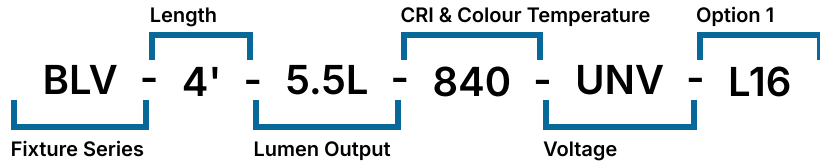
Supported Voltage	120-277V, 347V, 120-347V
Available Sizes	2', 4', 8'
Lifetime	L70 of 98,000+ hours, L90 of 30,000+ hours
Lumens	2.5L (2500lm) to 23L (23000lm)
Operating Temperature	-20°C/+35°C (-40°/+55°C upgrade)
CCT	2700K, 3000K, 3500K, 4000K, 5000K, 6500K
CRI	80+ standard, 90+ and 95+ available
Dimming	0-10V Standard
Mounting	Surface and suspended

Approvals

- NSF Rated
- IP67 Rated
- NEMA4X Rated
- ETL Listed
- DLC Listed

Ordering Information

Fill in the fields below with your product selections. If you need help with this section, [contact your local sales professional.](#)



1	2	3	4	5
BLV				

Series	Length & Lumen Output		CRI		CCT		Voltage			
BLV	2' - 2.5L	2353 lm	4' - 11.5L	11500 lm	8	80	27	2700K	UNV	120-277V
	2' - 3.5L	3294 lm	8' - 5L	5000 lm	9	90+	30	3000K	347	347V
	2' - 4.5L	4271 lm	8' - 7L	7000 lm	1	95+	35	3500K	UN3	120-347V
	4' - 2.5L	2500 lm	8' - 9L	9000 lm			40	4000K		
	4' - 3.5L	3500 lm	8' - 11L	11000 lm			50	5000K		
	4' - 4.5L	4500 lm	8' - 13L	13000 lm			65	6500K		
	4' - 5.5L	5500 lm	8' - 15L	15000 lm						
	4' - 6.5L	6500 lm	8' - 17L	17000 lm						
	4' - 7.5L	7250 lm	8' - 19L	19000 lm						
	4' - 8.5L	8500 lm	8' - 21L	21000 lm						
	4' - 9.5L	9500 lm	8' - 23L	23000 lm						
	4' - 10.5L	10500 lm								

Options

Lenses

L16	Ribbed Frosted Acrylic
L17	Ribbed Clear Acrylic
L26	Ribbed Clear Polycarbonate*
L61	Smooth Clear Acrylic
L63	Smooth Frosted Acrylic
L64	Ribbed Frosted Polycarbonate
L65	Smooth Clear Polycarbonate
L71	Smooth Frosted Polycarbonate

Cords

W1xx	White 16/4 (Specify Length)
W2xx	Black 16/4 (Specify Length)
W3xx	White 16/3 (Specify Length)
W4xx	Black 16/3 (Specify Length)
W***	Other Options Available*

Key.	Cord Length.	Key	Cord Length
6	6FT	15	15FT
10	10FT	20	20FT

Ex. **W406** would be 16/3 Black, 6FT

Controls

WC19*	Avi-on Wireless Controls
WC**	Other Options Available*

Motion Sensors

W30XXX	IP-Rated Motion Sensor (SBOR)
WX16	Internal Dimming Low Voltage Microwave Sensor
W**	Other Options Available*

Dimming

B11	0-10V Dimming Leads
B12	Line Voltage Dimming
B27	Dim-to-off Driver
B**	Other Options Available*

Emergency Driver

B17	UL924 10W Battery Back-up
B36	UL924 14W Battery Back-up

Temperature Rating

BLANK	Standard
T0	-40C Cold Rated Components

Packaging

BLANK	Individually Boxed on Pallets
P0	Bulk Packaging
P**	Other Options Available*

Fasteners

BLANK	Standard White Nylon Latches
H4	Stainless Steel Latches

Tamper Resistance

H9	Tamper Resistant Screws (Requires H4 Stainless Steel Latches)
----	---

Mounting

M2xx	V-Hanger with Aircraft Loop Cables
M3xx	Y-Toggle Aircraft Cables
M24	Single Pendant Mount(3/4 Hub)
M33	Dual-Pendant Mounting Bracket
M34	45° Mounting Brackets
M**	Other Options Available*

Key.	Aircraft Length.	Key	Aircraft Length
5	5FT	15	15FT
10	10FT	20	20FT


Ex. **M305** would be Y-Toggle, 5FT

Warranty

CL7	10-Year Comprehensive Warranty Upgrade
-----	--

Documentation and Resources

All files and resources are available on our website for download. Files and resources are also embedded as links in this document, listed below. Additional files may be available upon request.
Please contact your local sales agent [here](#) or contact sales@bjtake.com for more information.









 BLV Specification Sheet, 2025

 BLV - Installation Instructions

 BLV - Photometry.zip

Certifications and Listings

Certifications that apply to this fixture and its possible configurations are listed here. More information available upon request.

Icon	Description
	Wireless Controls Available
	90 and 95+ CRI Options Available
	120-347V(UN3) Available
	NSF Rated
	IP67 Rated
	NEMA4X Rated
	ETL Listed
	DLC Listed

Usage Applications

This fixture can be used in a variety of applications, and is ideal for the following:

Usage Application
Food Processing Plants
Manufacturing Facilities
Storage & Warehousing
Wash Bays And Wet Environments
Outdoor Parking Structures
Agricultural Barns

Warranty Statement

BJ Take products are tested and/or inspected prior to being packaged for shipment and are guaranteed from the day the product is shipped for a period of ten-year LED chip warranty and a five-year comprehensive component warranty. This can be upgraded to a ten-year comprehensive warranty on request.

Wattage Information

Below are the wattage tables for all available sizes of the BLV.

BLV 4' Wattage

Size	Lumen Output	Actual Lumen Output	Fixture Wattage	Efficacy (lm/W)
L16	2.5L	2337	17.70	132.03
L16	3.5L	3309	25.14	131.62
L16	4.5L	4274	32.58	131.18
L16	5.5L	5232	40.02	130.73
L16	6.5L	6184	47.46	130.30
L16	7.5L	7129	54.90	129.85
L16	8.5L	8068	62.34	129.42
L16	9.5L	9000	69.78	128.98
L16	10.5L	9926	77.22	128.54
L16	11.5L	10836	84.62	128.05
L63	2.5L	2467	17.70	139.38
L63	3.5L	3491	25.13	138.92
L63	4.5L	4508	32.56	138.45
L63	5.5L	5518	39.99	137.98
L63	6.5L	6521	47.42	137.52
L63	7.5L	7518	54.85	137.06
L63	8.5L	8507	62.28	136.59
L63	9.5L	9489	69.71	136.12
L63	10.5L	10465	77.14	135.66
L63	11.5L	11429	84.56	135.16

BLV 8' Wattage

Size	Lumen Output	Actual Lumen Output	Fixture Wattage	Efficacy (lm/W)
L16	5L	4698	35.35	132.90
L16	7L	6650	50.21	132.44
L16	9L	8589	65.07	132.00
L16	11L	10516	79.93	131.57
L16	13L	12430	94.79	131.13
L16	15L	14328	109.64	130.68
L16	17L	16215	124.50	130.24
L16	19L	18088	139.36	129.79
L16	21L	19948	154.22	129.35
L16	23L	21779	169.00	128.87
L63	5L	5200	35.35	147.10
L63	7L	7361	50.21	146.60
L63	9L	9507	65.07	146.10
L63	11L	11640	79.93	145.63
L63	13L	13757	94.79	145.13
L63	15L	15861	109.64	144.66
L63	17L	17948	124.50	144.16
L63	19L	20020	139.36	143.66
L63	21L	22081	154.22	143.18
L63	23L	24108	169.00	142.65

BLV 2' Wattage

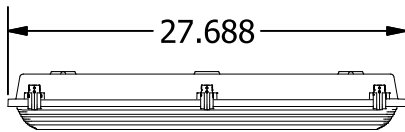
Size	Lens	Lumen Output	Actual Lumen Output	Fixture Wattage	Efficacy (lm/W)
2'	L16	2.5L	2353	18.10	130.00
2'	L16	3.5L	3294	24.83	132.66
2'	L16	4.5L	4271	31.56	135.33
2'	L63	2.5L	2483	18.10	137.18
2'	L63	3.5L	3476	24.83	139.99
2'	L63	4.5L	4508	31.56	142.84

BLV Light Loss Factor (LLF)

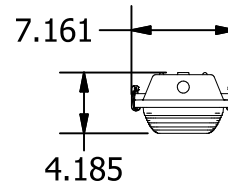
CCT	Output%
2700K	92.95
3000K	95.51
3500K	96.80
4000K	100.00
5000K	101.28
90CRI	84.72

* Actual lumen output may vary

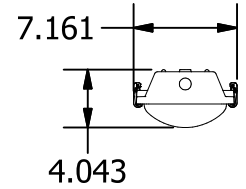
BLV 2' Side




2' L16/L17 Lens



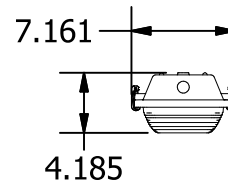
2' L61/L63 Lens



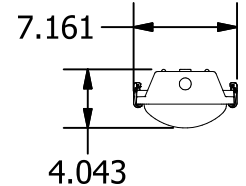
BLV 4' Side



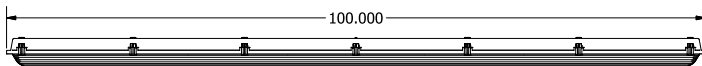
4' L16/L17 Lens



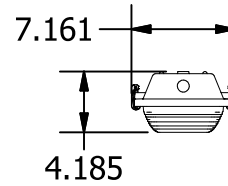
4' L61/L63 Lens



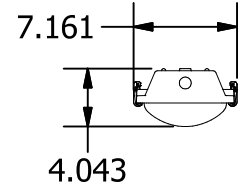
BLV 8' Side



8' L16/L17 Lens

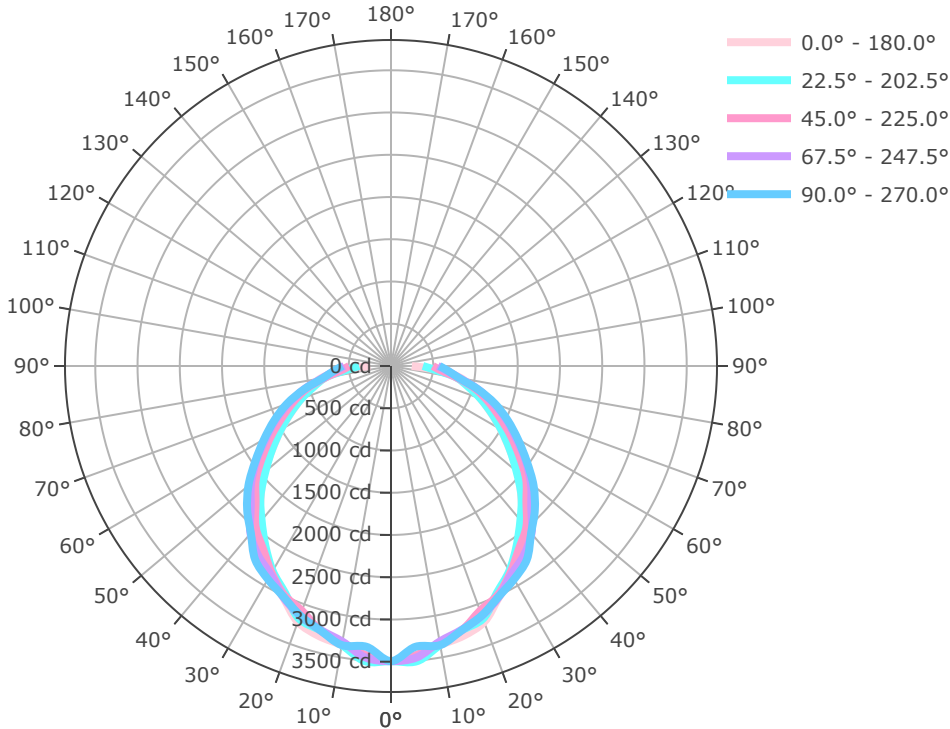


8' L61/L63 Lens



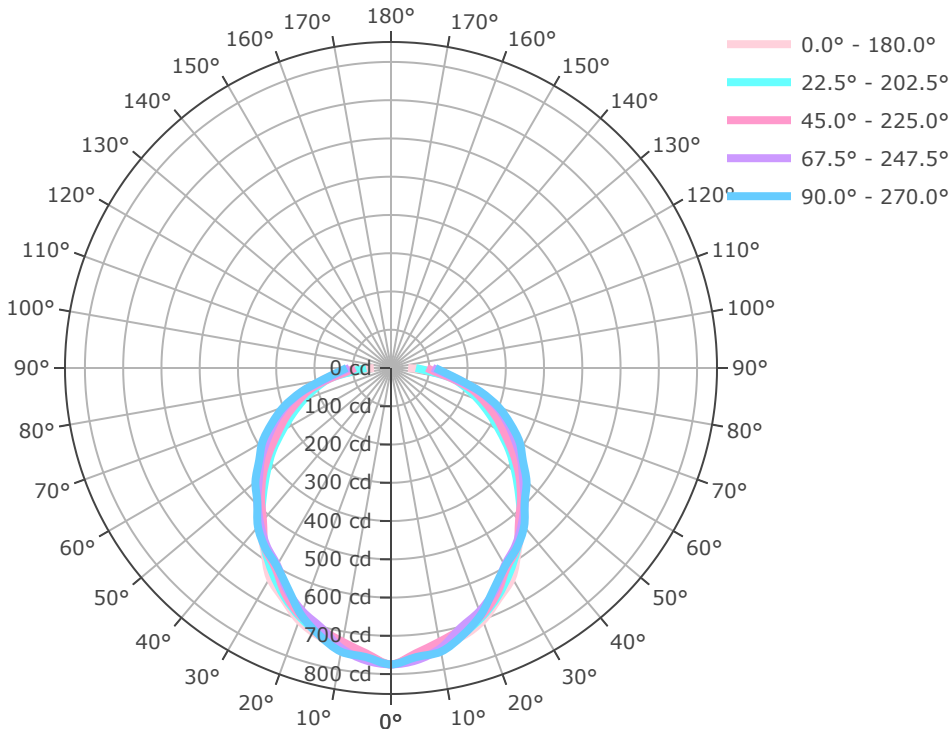
* Drawings aren't to scale
* Standard tolerances apply
* Specifications may change without notice

BLV-4FT-11.5L-840-L16



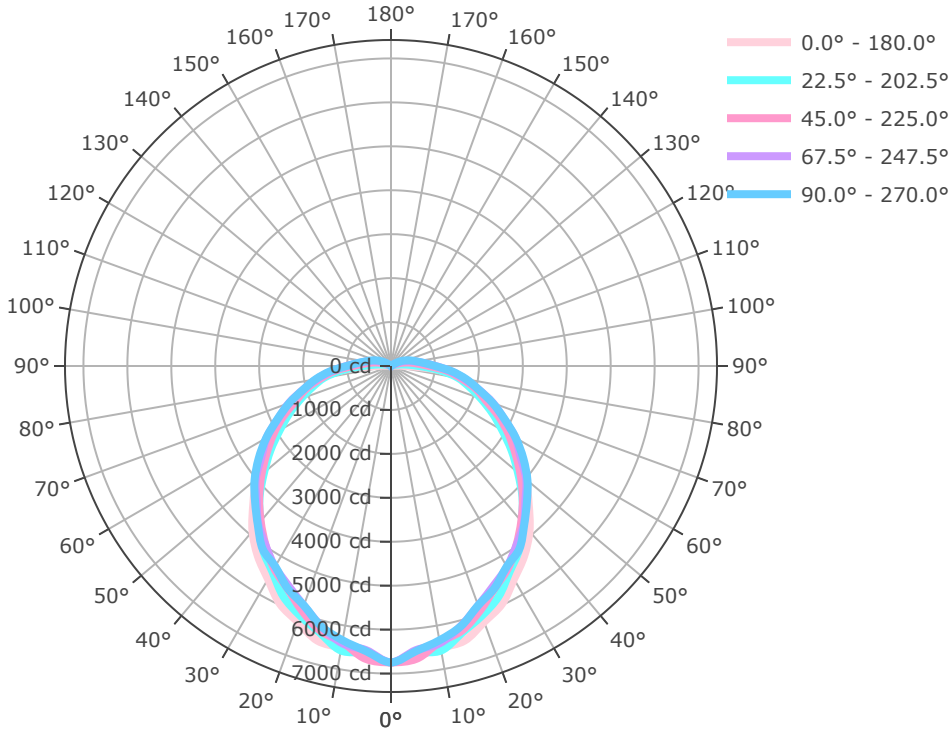
Mtg Height	Light Level	Beam Diameter
6.0 ft	97.0 fc	16.7 ft
8.0 ft	54.6 fc	22.3 ft
10.0 ft	34.9 fc	27.9 ft
12.0 ft	24.3 fc	33.5 ft
14.0 ft	17.8 fc	39.0 ft
16.0 ft	13.6 fc	44.6 ft

BLV-4FT-2.5L-840-L16



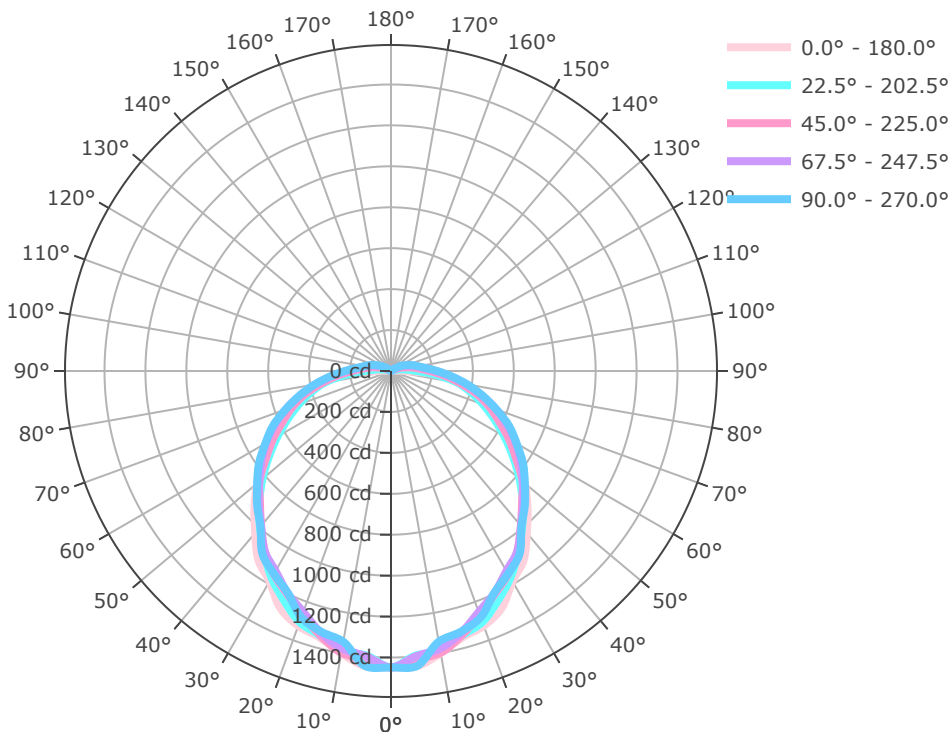
Mtg Height	Light Level	Beam Diameter
6.0 ft	21.5 fc	17.0 ft
8.0 ft	12.1 fc	22.6 ft
10.0 ft	7.7 fc	28.3 ft
12.0 ft	5.4 fc	34.0 ft
14.0 ft	4.0 fc	39.6 ft
16.0 ft	3.0 fc	45.3 ft

BLV-8FT-23L-840-L16



Mtg Height	Light Level	Beam Diameter
6.0 ft	187.4 fc	18.5 ft
8.0 ft	105.4 fc	24.7 ft
10.0 ft	67.5 fc	30.9 ft
12.0 ft	46.8 fc	37.1 ft
14.0 ft	34.4 fc	43.2 ft
16.0 ft	26.3 fc	49.4 ft

BLV-8FT-5L-840-L16



Mtg Height	Light Level	Beam Diameter
6.0 ft	40.2 fc	18.0 ft
8.0 ft	22.6 fc	24.0 ft
10.0 ft	14.5 fc	30.1 ft
12.0 ft	10.1 fc	36.1 ft
14.0 ft	7.4 fc	42.1 ft
16.0 ft	5.7 fc	48.1 ft

Gallery Information

Below you will find images of relevant products and configurations for the BLV.

